




## ART CLASSES for P1-P3 age group Nov-Dec 2019





Commencing Thursdays from 7<sup>th</sup> November – 12<sup>th</sup> December 2019, 3.30-4.30pm.  
 £8.00 per session for a 6-week block, so £48 in total including all materials (15% discount for siblings).  
 Payment in full should be made at the start of the block and I'm afraid I can't offer money back if your child can't manage for any reason as I have to buy the materials anyway.

My bank details are Sort Code: 40-47-59 A/C: 78302103 if you want to pay by transfer, otherwise cash is fine or I have a card machine in the studio.

Course outline: This term we will have quite Christmassy themes, and will be focusing on making art with pebbles, print-making, colour mixing and sculpture. Techniques & skills we will learn about include composition, lino-printing, painting, and 3D construction techniques. **All activities will be tailored to this age range and will push them but won't be too difficult.**

Optional activity: I will be giving each child a sketchbook and a **FUN** drawing activity to take home each week. This is completely optional – I know how busy they are!

Week	Subject	Aims & Objectives	Resources
<b>1. 05/11 or 06/11</b> 	<b>Pebble Art</b> <p>We will make a picture from pebbles. We will look at the pebbles and some examples of other artists work, then we will compose our own picture and glue the pebbles onto card.</p> <p>We will frame our pictures in a box frame.</p>	<p>To learn about composition</p>	<p>Pebbles          Glue          Cardboard          Box Frame</p>
<b>2. 12/11 or 13/11</b> 	<b>Lino Print Christmas Cards</b> <p>We will each design and make a box of hand-printed Christmas cards.</p> <p>This week will be drawing out our design and carving it into the lino ready for printing next week.</p>	<p>To learn about designing a card to a theme.</p> <p>To practice our drawing skills.</p> <p>To practice the lino-print method of printing.</p>	<p>Paper          Pencils          Lino          Cutting Tools</p>

Week	Subject	Aims & Objectives	Resources
<p data-bbox="89 129 336 163"><b>3. 19/11 or 21/11</b></p> 	<p data-bbox="577 129 799 188"><b>Finish Lino Print Christmas Cards</b></p> <p data-bbox="577 224 911 342">This week we will print our cards and prepare our envelopes and the box they will be presented in.</p>	<p data-bbox="940 224 1230 282">To practice printing with rollers and ink.</p> <p data-bbox="940 315 1211 374">To present our work in an attractive way.</p>	<p data-bbox="1259 224 1398 374">Card Printing ink Rollers Envelopes Boxes</p>
<p data-bbox="89 638 336 672"><b>4. 26/11 or 27/11</b></p> 	<p data-bbox="577 638 810 696"><b>Paint a Christmas Ornament</b></p> <p data-bbox="577 732 874 822">We will design and paint our own Christmas ornament.</p> <p data-bbox="577 855 908 1008">We will look at colour when doing this, looking at colour mixing, complimentary colours, pattern and mark making</p>	<p data-bbox="940 732 1187 822">To learn more about colour, pattern and mark making.</p>	<p data-bbox="1259 723 1490 909">Christmas bauble Acrylic paints Brushes Water Spray varnish</p>
<p data-bbox="89 1124 336 1158"><b>5. 03/12 or 04/12</b></p> 	<p data-bbox="577 1124 908 1158"><b>Lollipop House Sculpture</b></p> <p data-bbox="577 1189 911 1368">We will construct our own 3D architectural house from lollipop sticks. We will look at different shapes of houses and choose our own design.</p>	<p data-bbox="940 1189 1179 1279">To learn about architectural model-making.</p>	<p data-bbox="1259 1189 1445 1339">Lollipop sticks Glue Scissors Base</p>
<p data-bbox="89 1606 336 1639"><b>6. 10/12 or 11/12</b></p> 	<p data-bbox="577 1606 868 1664"><b>Decorate lollipop stick house Sculptures</b></p> <p data-bbox="577 1700 911 1789">We will decorate our house sculptures with paint and/or other decorations.</p> <p data-bbox="577 1823 847 1912">We will then put lights inside to make it into a decorative feature.</p>	<p data-bbox="940 1700 1195 1789">To learn about architectural features and model-making</p>	<p data-bbox="1259 1700 1406 1789">Paint / Ink Decorations Fairy lights</p>