





MONDAY ART CLASSES CURRICULUM

August - October 2022



Commencing Mondays for 6 weeks from 29th August – 10th October 2022, 3.30-4.45pm (**NB No art class on 12th September due to my North East Open Studios exhibition that week**). The cost is £10.00 per session for the 6-week block, so £60 in total including all materials (15% discount for siblings). Payment in full should be made at the start of the block please and I'm afraid I can't offer money back if your child can't manage for any reason as I have to buy the materials anyway – but I will do my best to provide all materials and instructions for the missed lesson so they can do the activity at home.

Bank transfer is preferable if possible please, my bank details are Sort Code: 40-47-59 A/C: 78302103. If that's not possible, cash is fine or I have a card machine in the studio.

Course outline: This term we will focus on art from different cultures around the world. We will look at art from India, Nepal, Holland, Africa, China and Japan, including work by the well-known Japanese printmaker Hokusai. Techniques and skills we will explore include drawing, painting, composition, colour-mixing, designing patterns, batik dying, figure sculpting with clay and wet-on-wet watercolour painting.

Week	Subject	Aims & Objectives	Resources
<p>1. 29th August</p> 	<p>India & Nepal - Mandala Bottles</p> <p>We will look at the ancient art of mandala-making.</p> <p>We'll then choose colours and patterns and paint our own mandalas onto coloured glass bottles.</p>	<p>To learn about mandalas and what they represent.</p> <p>Develop skills in colour, pattern and the technique of dot painting.</p>	<p>Glass bottles</p> <p>Glass & Acrylic paints</p> <p>Cotton buds, tooth picks</p> <p>Water</p>
<p>2. 5th September</p> 	<p>Holland - Delft Blue Pottery Painting</p> <p>We will look at Delft Blue hand painted pottery.</p> <p>We'll then design our own paper plate in that style, using the dutch imagery, and paint it using different shades of blue that we will mix.</p>	<p>To learn about the history and art of delft pottery painting.</p> <p>To practice drawing, composition and colour mixing.</p>	<p>Paper plates</p> <p>Acrylic Paints</p> <p>Brushes</p> <p>Water</p> <p>Pencils</p> <p>Pens</p>

*******N.B. NO CLASS ON 12th SEPTEMBER*******

Week	Subject	Aims&Objectives	Resources
<p data-bbox="89 136 699 174">3. & 4. 19th September & 26th September</p> 	<p data-bbox="804 136 1059 241">Africa - Batik Patterns & African Masks</p> <p data-bbox="804 277 1059 427">We'll look at colourful African patterned fabrics that have been created using the Batik technique.</p> <p data-bbox="804 463 1059 551">We'll design our own patterns and create a batik dyed fabric bag.</p> <p data-bbox="804 586 1059 826">This process will take 3 weeks as things have to dry between stages so we will also create our own African masks inspired by traditional examples.</p>	<p data-bbox="1088 181 1315 331">Learn about the technique of glue-based Batik dyeing.</p> <p data-bbox="1088 367 1315 640">To practice pattern-making and colour choosing. And to try the technique of Batik.</p> <p data-bbox="1088 676 1315 916">To learn about traditional African masks and practice cutting, sticking and painting.</p>	<p data-bbox="1343 159 1417 188">Batik</p> <p data-bbox="1343 221 1474 250">Fabric bag</p> <p data-bbox="1343 284 1404 313">Glue</p> <p data-bbox="1343 347 1506 376">Acrylic paints</p> <p data-bbox="1343 409 1445 439">Brushes</p> <p data-bbox="1343 472 1420 501">Water</p> <p data-bbox="1343 557 1430 586">Masks</p> <p data-bbox="1343 620 1474 649">Cardboard</p> <p data-bbox="1343 683 1449 712">Scissors</p> <p data-bbox="1343 745 1410 775">Paint</p> <p data-bbox="1343 808 1519 891">African fabric strips & beads /feathers</p>
<p data-bbox="89 1003 300 1041">5. 3rd October</p> 	<p data-bbox="804 1003 1059 1072">China - Terracotta Army</p> <p data-bbox="804 1108 1059 1285">We'll learn about the Terracotta Army Sculptures – thousands of life-size warriors created in 200 BC in China.</p> <p data-bbox="804 1321 1059 1561">We'll use air-drying clay to create our own terracotta warriors. We'll take photos of all the warriors together to recreate the real army.</p>	<p data-bbox="1088 1093 1315 1202">To learn more about these fascinating artworks.</p> <p data-bbox="1088 1238 1315 1388">To practice working in 3D with clay including building and mark-making.</p>	<p data-bbox="1343 1093 1519 1122">Air drying clay</p> <p data-bbox="1343 1155 1519 1184">Sculpting tools</p> <p data-bbox="1343 1218 1420 1247">Water</p>
<p data-bbox="89 1603 316 1641">6. 10th October</p> 	<p data-bbox="804 1603 1059 1709">Japan – Hokusai's 'The Great Wave'</p> <p data-bbox="804 1744 1059 1800">We'll learn about this famous artwork.</p> <p data-bbox="804 1836 1059 1955">We'll use watercolours to create our own version of it.</p>	<p data-bbox="1088 1688 1315 1776">To learn about the Japanese artist Hokusai.</p> <p data-bbox="1088 1812 1315 1989">To practice drawing, composition and wet-on-wet watercolour techniques.</p>	<p data-bbox="1343 1659 1493 1715">Watercolour paper</p> <p data-bbox="1343 1749 1506 1778">Watercolours</p> <p data-bbox="1343 1812 1445 1841">Brushes</p> <p data-bbox="1343 1874 1420 1904">Water</p> <p data-bbox="1343 1937 1433 1966">Pencils</p> <p data-bbox="1343 2000 1493 2056">Watercolour pencils</p>



Class Info August 2022

Arrival and Departure	<p>Either the children come down to the studio on their own if allowed, or one parent can drop them off at the studio door.</p> <p>For departure, I will walk the children up to the pavement outside the house at 4.45pm and if the child is old enough and consent has been given, they can walk home, otherwise I'll wait until the child has been picked up by a parent/carer.</p>
Toilet	<p>There is not a toilet in my studio but if your child needs, they can go in the house.</p>
Snack	<p>I will provide a snack for children when they arrive (or they are welcome to take their own snack). Students to take their own drink bottle if required.</p>
General Safe Practices	<p>I have a first aid kit on hand for any minor incidents.</p> <p>I allow the children to play on the outdoor climbing frame sometimes if there is time. I do keep an eye on them but obviously it's possible they might hurt themselves while doing this. If you would rather they didn't do this please let me know.</p>
Data Protection	<p>All information that I collect is so I can keep a record of who is coming to these classes and so I can contact you in an emergency. I will keep your data secure and not share it with anyone else. If your child stops coming to my classes I will keep their details on file for 1 year before deleting all data I have relating to them.</p>
PVG & My Details	<p>I am a disclosed member of the PVG Scheme; my Membership number is 1306 2128 6284 0394.</p> <p>My contact details are Jane Bradford, 07977 297426, jane@bradford1.net</p>