







# MONDAY ART CLASSES CURRICULUM

October - December 2022

Commencing Mondays for 5 weeks from 31<sup>st</sup> October – 5<sup>th</sup> December 2022, 3.30-4.45pm (**NB No art class on 14<sup>th</sup> November due to school in-service days that week**). The cost is £10.00 per session for the 5-week block, so £50 in total including all materials (15% discount for siblings). Payment in full should be made at the start of the block please and I'm afraid I can't offer money back if your child can't manage for any reason as I have to buy the materials anyway – but I will do my best to provide all materials and instructions for the missed lesson so they can do the activity at home.

**Course outline:** This term we will practice skills in print-making, collage, drawing, painting, colour-mixing, designing a composition and using gold leaf. We will learn about the artistic movements of Pop Art, Renaissance Art and Icon painting. Artists we will look at include Keith Haring, Roy Lichtenstein and Giotto.

Week	Subject	Aims & Objectives	Resources
<p><b>1. 31<sup>st</sup> October</b></p> 	<p><b>Autumn Leaf Printing</b></p> <p>We will look at autumn leaf colours and how to mix them.</p> <p>We'll experiment with printing from real leaves on different types and colours of paper. and frame the ones we like best.</p>	<p>To learn the technique of relief printing.</p> <p>To practice colour mixing and composition.</p>	<p>Leaves to print from</p> <p>Different types &amp; colours of paper.</p> <p>Printing inks and dabbers</p> <p>Printing rollers</p>
<p><b>2. 7<sup>th</sup> November</b></p> 	<p><b>Autumn Leaf Lanterns</b></p> <p>We will make our own lanterns by sticking pressed autumn leaves onto a glass lantern with glue.</p> <p>We will pick our favourite prints from last week to frame.</p>	<p>To practice design and composition in placing the leaves.</p>	<p>Pressed Leaves</p> <p>Glass lantern</p> <p>Modge Podge glue</p> <p>brushes</p>
<p>*****<b>N.B. NO CLASS ON 14<sup>th</sup> NOVEMBER</b>*****</p>			

Week	Subject	Aims&Objectives	Resources
<p data-bbox="87 134 351 179"><b>3. 21<sup>st</sup> November</b></p> 	<p data-bbox="805 134 1053 246"><b>Hand drawn Christmas wrapping paper</b></p> <p data-bbox="805 280 1061 582">We'll look at artists who do simple line drawing in cartoon styles like Pop artists Keith Haring and Lichtenstein. We will also look at comic book drawings.</p> <p data-bbox="805 616 1061 952">We will do our own line drawings in white Posca pen on red wrapping paper with some gold detail to create our own roll of Christmas wrapping paper to take home.</p>	<p data-bbox="1093 280 1316 392">To learn about Pop Art and comic book art.</p> <p data-bbox="1093 414 1316 593">To study line drawing and different effects you can achieve with just line.</p> <p data-bbox="1093 616 1316 728">To practice drawing and design skills.</p>	<p data-bbox="1348 268 1476 347">Red Kraft paper</p> <p data-bbox="1348 380 1492 504">White and gold posca pens</p>
<p data-bbox="87 996 662 1041"><b>4. &amp; 5. 28<sup>th</sup> November &amp; 5<sup>th</sup> December</b></p> 	<p data-bbox="805 996 1061 1153"><b>Christmas Decoration painting with Gold Leaf</b></p> <p data-bbox="805 1176 1061 1523">We will look at the art of religious icon painting and also Renaissance art, especially the work of Italian Renaissance artist Giotto, where gold leaf is used for special details.</p> <p data-bbox="805 1545 1061 1724">We will design, draw and paint our own Christmas decoration on wood.</p> <p data-bbox="805 1747 1061 2060">On week 2 we will apply gold leaf to parts of it. We will have a specialist visitor who knows about this technique to show us how to do it properly.</p>	<p data-bbox="1093 1176 1316 1489">To learn about the rich history of religious icon painting and also Renaissance art, especially the work of Italian Renaissance artist Giotto.</p> <p data-bbox="1093 1512 1316 1758">To practice drawing and painting skills including observation, composition and colour mixing.</p> <p data-bbox="1093 1780 1316 1960">To learn about the highly specialised skill of applying real gold leaf.</p>	<p data-bbox="1348 1187 1524 1265">Sketchbooks &amp; pencils</p> <p data-bbox="1348 1288 1508 1366">Wood cut to shape</p> <p data-bbox="1348 1388 1524 1433">Acrylic paints</p> <p data-bbox="1348 1456 1460 1534">Small brushes</p> <p data-bbox="1348 1556 1412 1601">Glue</p> <p data-bbox="1348 1624 1476 1668">Gold leaf</p> <p data-bbox="1348 1691 1476 1769">Twine for hanging</p>