






# FRIDAY ART CLASSES CURRICULUM





January - March 2023


Commencing Fridays for 8 weeks from 20<sup>th</sup> January – 17<sup>th</sup> March 2023, 3.30-4.45pm (**NB No art class on 17<sup>th</sup> February due to school in-service days that week**). The cost is £10.00 per session for the 8-week block, so £80 in total including all materials (15% discount for siblings). Payment in full should be made at the start of the block please and I'm afraid I can't offer money back if your child can't manage for any reason as I have to buy the materials anyway – but I will do my best to provide all materials and instructions for the missed lesson so they can do the activity at home.

Bank transfer is preferable if possible please, my bank details are Sort Code: 40-47-59 A/C: 78302103. If that's not possible, cash is fine or I have a card machine in the studio.

**Course outline:** This term we will go back to basics and practice fundamental skills in drawing and painting including shape, tone, colour and portraits. Additionally, we'll learn the techniques of Trencar mosaic making with broken tiles and will learn about the artists Mark Rothko, the Fauves, Antoni Gaudi and David Hockney.

Week	Subject	Aims&Objectives	Resources
<b>1. 20<sup>th</sup> January</b> 	<b>Drawing &amp; Painting Basics – SHAPE</b> We will look at how to break down familiar objects into simple shapes to make drawing them easier. We'll also look at perspective and learn measuring techniques to help see relationships and ratios when drawing. We will try negative space drawing and drawing things upside down,	To improve drawing skills by learning new techniques.  To learn how to improve perspective, proportion and observation in drawing and painting.	Paper Pencils Pens Paint
<b>2. 27<sup>th</sup> January</b> 	<b>Drawing &amp; Painting Basics – TONE</b> We will look at how to use tone, or light and shadows, in our art. We'll use a computer to manipulate black and white photos to pick out tones. We'll 'paint with light' by using white paint on black paper to depict a still life.	To learn about tone, how to see it and paint it.  To try new ways of painting.	Black paper Black & white acrylic Photographs Computer
<b>3. 3<sup>rd</sup> February</b> 	<b>Drawing &amp; Painting Basics – COLOUR</b> We'll make our own colour wheels by mixing primary colours to make secondary colours. We'll learn about tertiary and complimentary colours & look at artists Mark Rothko & the Fauves.	To learn about and practice colour mixing.  To study how famous artists have used colour in their work.  Create our own Rothko style artwork.	Watercolour & Acrylic Paint  Paper/card

Week	Subject	Aims&Objectives	Resources
<p><b>4. 10<sup>th</sup> February</b></p> 	<p><b>Drawing &amp; Painting Basics - PORTRAITS</b>            We will look at the underlying bone structure of a face. We'll take turns drawing each other's faces and practice using the measurement techniques we learned in week 1. We'll practice mixing skin colours and tones.</p>	<p>To improve portrait skills by studying faces, and by practicing observational, measuring and colour mixing techniques.</p>	<p>Paper Pencils Paint Photos</p>
<p><b>** NO CLASS 17<sup>TH</sup> FEB **</b></p>			
<p><b>5. 24<sup>th</sup> February</b></p> 	<p><b>Gaudi inspired mosaics</b>            We will look at the work of the Catalan architect Antoni Gaudi and his mosaics which are all over Barcelona.             We'll design and start to make our own mosaic piece inspired by Gaudi's work.</p>	<p>To learn about Antoni Gaudi.             To practice design, colour and compositional skills.             To learn about the technique of Trencar mosaic making.</p>	<p>Paper Pens Broken tile pieces Boards Glue Grout</p>
<p><b>6. 3<sup>rd</sup> March</b></p> 	<p><b>Gaudi inspired mosaics</b>            We will continue with our mosaic pieces and get them finished.</p>	<p>To learn about Antoni Gaudi.             To practice design, colour and compositional skills.             To learn about the technique of Trencar mosaic making.</p>	<p>Paper Pens Broken tile pieces Boards Glue Grout</p>
<p><b>7. 10<sup>th</sup> March</b></p> 	<p><b>David Hockney – water paintings</b>            We will look at the artist David Hockney who has often drawn and painted swimming pools and waterscapes.             We will experiment with lots of different materials to discover the best ways to represent water and reflections.</p>	<p>To learn about David Hockney.             To experiment with different materials.             To practice the colour mixing skills we learned in week 3.</p>	<p>Paper Paints – acrylics &amp; watercolours  Pens Wax crayons Candles Oil pastels Watercolour pencils Collage</p>

<p><b>8. 17<sup>th</sup> March</b></p> 	<p><b>Water Painting</b></p> <p>We will design and make our own painting on canvas inspired by what we learned about David Hockney last week.</p> <p>Can be a waterscape or landscape.</p>	<p>To practice all the drawing and painting skills and techniques we have learned this term to make our own painting inspired by David Hockney's work.</p>	<p>Canvasses</p> <p>Acrylic paint</p> <p>Brushes</p> <p>Palette knives</p>
--	--	--	--

## Class Info

<p><b>Arrival and Departure</b></p>	<p>Either the children come down to the studio on their own if allowed, or they can be dropped off at the studio door by a parent / carer.</p> <p>For departure, I will walk the children up to the pavement outside the house at 4.45pm and if the child is old enough and consent has been given, they can walk home, otherwise I'll wait until the child has been picked up by a parent/carers.</p>
<p><b>Toilet</b></p>	<p>There is not a toilet in my studio but if your child needs, they can go in the house.</p>
<p><b>Snack</b></p>	<p>I will provide a snack for children when they arrive (or they are welcome to take their own snack). Students to take their own drink bottle if required.</p>
<p><b>General Safe Practices</b></p>	<p>I have a first aid kit on hand for any minor incidents.</p> <p>I allow the children to play on the outdoor climbing frame sometimes if there is time. I do keep an eye on them but obviously it's possible they might hurt themselves while doing this. If you would rather they didn't do this please let me know.</p>
<p><b>Data Protection</b></p>	<p>All information that I collect is so I can keep a record of who is coming to these classes and so I can contact you in an emergency. I will keep your data secure and not share it with anyone else. If your child stops coming to my classes I will keep their details on file for 1 year before deleting all data I have relating to them.</p>
<p><b>PVG &amp; My Details</b></p>	<p>I am a disclosed member of the PVG Scheme; my Membership number is 1306 2128 6284 0394.</p> <p>My contact details are Jane Bradford, 07977 297426, <a href="mailto:jane@bradford1.net">jane@bradford1.net</a></p>