



FRIDAY ART CLASSES CURRICULUM






April-June 2023

Commencing Fridays for 6 weeks from 28th April – 2st June 2023, 3.30-4.45pm. The cost is £10.00 per session for the 6-week block, so £60 in total including all materials (15% discount for siblings). Payment in full should be made at the start of the block please and I'm afraid I can't offer money back if your child can't manage for any reason as I have to buy the materials anyway – but I will do my best to provide all materials and instructions for the missed lesson so they can do the activity at home.

Bank transfer is preferable if possible please, my bank details are Sort Code: 40-47-59 A/C: 78302103. If that's not possible, cash is fine or I have a card machine in the studio.

Course outline: The kids last term said they were interested in doing some graffiti & spray painting. So this term I've made a lesson plan that looks at different types of graffiti mark-making, street artists and techniques. We will look at the work of Grayson Perry who makes ceramic pots using the 'sgraffito' technique of scratching into clay – this project will take 3 weeks as we will design and make a clay coil pot, then decorate it in the style of Grayson Perry's autobiographical, illustrative style using the sgraffito technique. The pots will then be fired by local ceramicist Lynne Craig who has a kiln at her studio in the village – I will take the kids up to see her kiln if possible. Additionally, we'll design our own graffiti tag and have it printed onto a t-shirt. And we'll look at the street artist Banksy who uses stencils, then we'll design and making our own stencil to spray paint onto a paper background and also outside onto a wall. If there's time we'll make a sun print too.

Week	Subject	Aims&Objectives	Resources
1. 28th April  	Grayson Perry Coil Pots We will look at the work of Grayson Perry. We will then design and start making our own coil pots using clay.	To learn about the artist Grayson Perry. To learn about the technique of making a coil pot using clay.	Clay Clay tools Water
2. 5th May  	Grayson Perry Coil Pots We will finish off our coil pots, adding any handles or clay decorations we want to. If possible, we will walk up to Lynne Craig's ceramic studio on Knockhall Road to see her kiln where the pots will be fired.	To learn about the artist Grayson Perry. To learn about the technique of making a coil pot using clay. To learn about how to fire a clay pot in a kiln to make it hard and durable.	Clay Clay tools Water

Week	Subject	Aims&Objectives	Resources
<p>3. 12th May</p> 	<p>Grayson Perry Coil Pots</p> <p>We'll paint coloured slip onto our pots and then scratch into it using the sgraffito technique to decorate our pots in the style of Grayson Perry.</p> <p>The pots will then be fired and varnished and given back to the kids before the end of term.</p>	<p>To learn about the artist Grayson Perry.</p> <p>To learn about the technique of sgraffito on clay and using coloured slips to decorate in ceramics.</p>	<p>Clay pots</p> <p>Coloured slip</p> <p>Scratching tools</p>
<p>4. 19th May</p> 	<p>Design your own graffiti tag & print it on a T-shirt</p> <p>We will design and colour in our own graffiti 'tag' using our name.</p> <p>This will then be digitally transferred onto a t-shirt to take home.</p>	<p>To learn the art of graffiti lettering with shadows & highlights.</p> <p>To learn about digitally printing onto fabric.</p>	<p>Paper</p> <p>Pencils</p> <p>Pens</p> <p>T-shirts</p>
<p>5. 26th May</p> 	<p>Banksy Stencil Spray-paint Street Art</p> <p>We will look at the work of street artists including the NUART murals in Aberdeen and artist Banksy who uses stencils to create his street art.</p> <p>We will design and cut out our own stencils, and stencil a background using ready-made stencils.</p>	<p>To learn about the work of Street artist Banksy.</p> <p>To practice design, colour and compositional skills.</p> <p>To learn about the technique of stencilling.</p>	<p>Paper</p> <p>Ready-made stencils</p> <p>Paint</p> <p>Card for making stencils</p>
<p>6. 2nd June</p> 	<p>Banksy Street Art</p> <p>We'll finish off our stencils and spray paint them onto our backgrounds from last week. We'll also get the chance to spray paint them onto a wall of my shed in the garden (don't worry it is a hidden wall!) If there's time we'll do some sun printing too.</p> 	<p>To learn about the work of Street artist Banksy.</p> <p>To practice design, colour and compositional skills.</p> <p>To learn about the technique of stencilling and spray painting.</p>	<p>Spray paint</p> <p>Stencils</p> <p>Sun print paper</p>

Class Info

Arrival and Departure	<p>Either the children come down to the studio on their own if allowed, or they can be dropped off at the studio door by a parent / carer.</p> <p>For departure, I will walk the children up to the pavement outside the house at 4.45pm and if the child is old enough and consent has been given, they can walk home, otherwise I'll wait until the child has been picked up by a parent/carer.</p>
Toilet	<p>There is not a toilet in my studio but if your child needs, they can go in the house.</p>
Snack	<p>I will provide a snack for children when they arrive (or they are welcome to take their own snack). Students to take their own drink bottle if required.</p>
General Safe Practices	<p>I have a first aid kit on hand for any minor incidents.</p> <p>I allow the children to play on the outdoor climbing frame sometimes if there is time. I do keep an eye on them but obviously it's possible they might hurt themselves while doing this. If you would rather they didn't do this please let me know.</p>
Data Protection	<p>All information that I collect is so I can keep a record of who is coming to these classes and so I can contact you in an emergency. I will keep your data secure and not share it with anyone else. If your child stops coming to my classes I will keep their details on file for 1 year before deleting all data I have relating to them.</p>
PVG & My Details	<p>I am a disclosed member of the PVG Scheme; my Membership number is 1306 2128 6284 0394.</p> <p>My contact details are Jane Bradford, 07977 297426, jane@bradford1.net</p>