





FRIDAY ART CLASSES CURRICULUM



Jan-March 2023

Commencing Fridays for 7 weeks from 19th Jan – 8th March 2024, 3.30-4.45pm (***No class on 9th Feb due to in-service**). The cost is £10.00 per session for the 7-week block, so £70 in total including all materials (15% discount for siblings). Payment in full should be made at the start of the block please and I'm afraid I can't offer money back if your child can't manage for any reason as I have to buy the materials anyway – but I will do my best to provide all materials and instructions for the missed lesson so they can do the activity at home.

Bank transfer is preferable if possible please, my bank details are Sort Code: 40-47-59 A/C: 78302103. If that's not possible, cash is fine or I have a card machine in the studio.

Course outline: This term we're going to take a deep dive into Pop Art, looking at the work of Pop artists including Roy Lichtenstein, Andy Warhol, Wayne Thiebaud and others. We'll examine how they made their work and what subjects they preferred. We'll learn about how they made their art 'pop', including using bright flat colours, dots and strong outlines, and how they got inspiration from images in the world around them like comic books, advertising, pop culture and television. We'll also learn about line-drawing in graphic art such as in comics, graphic novels and book illustrations. We'll have a look at classic comic superhero art, Japanese Manga and the work of illustrator Quentin Blake. Throughout this term we'll practice line drawing, design, composition, colour mixing, painting and how to transfer a photo onto a board.

Week	Subject	Aims&Objectives	Resources
1. & 2. 19th & 26th Jan 	Pop Art Pencil case / Makeup bag Week 1: we will look at Pop Artists' work and techniques. We will then choose a subject for our own design from either food / word / icon. We'll also choose 3 paint colours, then design and draw out our image onto the pencil case / makeup bag. Week 2: we will paint our design and then add outline and detail with black & white posca pens. During these weeks I will take their photos to get ready for the pop art self-portraits.	To learn about the Pop Art movement including Pop artists Roy Lichtenstein, Andy Warhol, Claes Oldenburg and Wayne Thiebaud. To practice line drawing and painting in the Pop Art style. To practice composition and design skills.	Blank canvas pencil cases Many colours of acrylic paint to choose from White & black posca pens Masking tape Pencils Rubbers
3. & 4. 2nd & 16th Feb (**NO CLASS ON 9th FEB**) 	Andy Warhol Style Self-Portrait We'll be creating a self-portrait using a manipulated and printed out photo of ourselves. Week 1: decide colours and paint the background, face, hair, eye & lip colours. Then we'll glue down the photo. Week 2: carefully rub off the photo to reveal the portrait. Add any finishing details.	To learn more about Andy Warhol's work and how he created it. To learn the technique of transferring a photo onto a wooden panel. To practice skills in colour mixing.	Artists wooden panels Photocopy of photo portrait Acrylic paints Brushes, water

Week	Subject	Aims&Objectives	Resources
<p data-bbox="89 136 432 170">5. & 6. 23rd & 1st March</p> 	<p data-bbox="676 129 1007 197">Create your own Comic Strip / Manga</p> <p data-bbox="676 230 1070 398">We will look at comic book art including classics like Marvel superhero comics and Japanese Manga comic books.</p> <p data-bbox="676 432 1070 533">We'll also look at the line drawings of illustrator Quentin Blake.</p> <p data-bbox="676 566 1070 768">Week 1: design our characters and compose a story for them. Then begin to draw out our own comic / Manga story in our favourite drawing style using pencil.</p> <p data-bbox="676 801 1070 969">Week 2: finish our comic strip drawings and go over them in fine liner pens. There will be the option to add colour if wanted.</p> <p data-bbox="676 1003 1070 1070">(We'll also work on our secret project a bit this week.)</p>	<p data-bbox="1098 136 1326 304">To learn about different styles of graphic art used in comic books and illustration.</p> <p data-bbox="1098 338 1326 667">To practice using different drawing techniques to tell a story including composition, shading and how to draw people / characters and their emotions.</p>	<p data-bbox="1350 136 1522 170">Sketchbooks</p> <p data-bbox="1350 203 1453 304">Quality drawing paper</p> <p data-bbox="1350 338 1445 371">Pencils</p> <p data-bbox="1350 405 1461 439">Rubbers</p> <p data-bbox="1350 472 1501 573">Waterproof fine-liner pens</p> <p data-bbox="1350 607 1525 640">Watercolours</p>
<p data-bbox="89 1211 268 1245">7. 8th March</p> 	<p data-bbox="676 1205 1023 1272">Secret Pop Art-inspired project for Mother's Day!</p> <p data-bbox="676 1305 1070 1440">This will be a gift for mum / carer so I won't say exactly what we'll be doing but it will be Pop Art inspired!</p>	<p data-bbox="1098 1305 1326 1440">To make something special for mums/carers.</p>	

Class Info

Arrival and Departure	<p>Either the children come down to the studio on their own if allowed, or they can be dropped off at the studio door by a parent / carer.</p> <p>For departure, I will walk the children up to the pavement outside the house at the end of the lesson and if the child is old enough and consent has been given, they can walk home, otherwise I'll wait until the child has been picked up by a parent/carer.</p>
Toilet	<p>There is not a toilet in my studio but if your child needs, they can go in the house.</p>
Snack	<p>I will provide a snack for children when they arrive (or they are welcome to take their own snack). Students to take their own drink bottle if required.</p>
General Safe Practices	<p>I have a first aid kit on hand for any minor incidents.</p> <p>I allow the children to play outside sometimes if they finish something before everyone else or are waiting for things to dry (I also give the option to sketch in their sketchbooks). They are safely enclosed and I keep an eye on them through the glass doors, but obviously it's possible they might hurt themselves from a fall etc. If you'd rather they didn't do this please let me know.</p>
Data Protection	<p>All information that I collect is so I can keep a record of who is coming to these classes and so I can contact you in an emergency. I will keep your data secure and not share it with anyone else. If your child stops coming to my classes I will keep their details on file for 1 year before deleting all data I have relating to them.</p>
PVG & My Details	<p>I am a disclosed member of the PVG Scheme; my Membership number is 1306 2128 6284 0394.</p> <p>My contact details are Jane Bradford, 07977 297426, jane@bradford1.net</p>